


GARAGE DOOR

RANGE GUIDE
OCTOBER 2018



wessex
DOORS



Proudly made in
the UK




COMPOSITE GARAGE DOORS

Wessex Doors is Europe's largest manufacturer of low maintenance composite garage doors and a leading innovator in the field of garage door design. Their exceptional good looks and unique properties will enhance the look of any home.

CONTENTS

Up and Over Garage Doors	Page 4-8
Up and Over Garage Doors Options	Page 9
Platinum Side Hinged Garage Doors	Page 10-11
AutoOver Automation	Page 12-13
AutoOver Insulated Roller Garage Doors	Page 14-15



Impact tested
for strength



Beside the seaside? No more rust!

MORE LIKE WOOD THAN WOOD!

Wessex uses the finest softwood timber masters to create moulds with enhanced grain and detailing that no exterior grade timber can match. The hand applied antiqueing completes the transformation into a door that looks just like wood but with the added benefit of minimal maintenance!

The Wessex Gloss White Range combines crisp, clean panel definition with traditional and exclusive styling designed to complement any home.







COMPOSITE GRP - A UNIQUE MATERIAL

Not only is composite GRP tough, it is also excellent at resisting the ravages of the weather, even in coastal locations.

The corrosive effects of salt laden air can be easily seen in rusting gates, door hinges and garage doors. Composite GRP eliminates corrosion and the benefits inland are just as convincing – minimal maintenance!

Composite GRP is the material of choice for the sailing industry – look how many composite GRP yachts are out there! Make composite GRP your choice for a new garage door...


KEY

-  Standard Sizes only
-  Made to Measure available
-  Security Multi-Point Locking
-  Glazing Options available
-  Frames available
-  Doors available over 2134mm (7'0") high





Chassis corner details in each of the colour options.



Canopy

Retractable

Up and over doors are available in a choice of canopy or retractable lifting gear. Canopy lifting gear is available for single doors, whilst retractable gear is suitable for all single and double doors.

The further option of a frame for ease of fitting provides a complete 'low maintenance' solution.

Inside face of the door (retractable gear shown)



Up and over doors feature a black locking handle that operates the twin locking rods. The rear face of up and over doors is white with the chassis in white, brown or black.

UP AND OVER COMPOSITE GARAGE DOORS

Up and over doors are the most widely fitted doors in the UK and are at their finest here in the Wessex range.

Most doors are available in standard sizes or made to measure (5mm increments) and feature a corrosion protected steel chassis to provide added strength and rigidity. Doors are available with canopy or retractable gear and with window options where applicable.

3 CROWN RANGE


Our standard build specification.

4 CROWN RANGE


On Four Crown doors the back of the door panel is covered with a "flowcoat" of resin for increased rigidity and a neat interior finish in light reflecting white.

CHASSIS AND FRAME COLOUR

White doors are manufactured on a white chassis, ebony woodgrain doors on black chassis and all other woodgrain colours on brown chassis. Red, Green and Blue colours and Coastal colours on a white or black chassis. Frames are available to match.



FRENSHAM (WIDE GRAIN)



RIPON (WIDE GRAIN)

WOODGRAIN UP & OVER GARAGE DOORS



AVONBROOK (CLOSE GRAIN)



CANTERBURY (WIDE GRAIN)



LYMMINGTON WITH WINDOWS (WIDE GRAIN)



PEMBROKE (WIDE GRAIN)



SHERWOOD (WIDE GRAIN)



YORK (WIDE GRAIN)

See page 6,7 and 9 for colours and options for all door styles.



Pembroke in Seagrass Green

The perfect match for contemporary house designs

COLOURS!

All our woodgrain designs are hand finished by craftsmen.

Our standard Woodgrain coloured doors are “antiqued” to reproduce the natural subtlety of timber. Standard colours are available on wide grain and narrow grain styles.

Our Coastal range of colours have a wonderfully fresh solidity that has a definite heritage feel and is the latest addition to our palette of colours. Coastal colours are available on all our wide grain woodgrain styles.

Please advise if doors are to be fitted side by side to allow doors to be finished as a pair. Each door is unique, however pairs will be matched as closely as possible for density of colour and tone.

Sherwood in Bluebell Blue



COASTAL WOODGRAIN COLOURS



Beaumont Blue Seagrass Green Bluebell Blue Charleston Grey County Cream Duck Egg Blue Chartwell Green





STANDARD WOODGRAIN COLOURS



White



Magnolia



Bleached Oak



Red Mahogany



Dark Mahogany



Light Oak



Dark Oak



Honey Beech



Rosewood




Golden Brown



Ebony

SOLID WOODGRAIN COLOURS



Blue



Green



Red




Anthracite Grey



Or any RAL
Colour!



FINISHED TO PERFECTION




GLOSS WHITE


Wessex Doors high gloss white (RAL 9016) styles are hand finished by craftsmen.

High gloss white doors are polished to create a striking smooth finish.


HIGH GLOSS WHITE UP & OVER GARAGE DOORS



DORIC



WIMBORNE



GEORGIAN



HAMBLE




OPTIONS FOR ALL UP & OVER DOORS

OPTIONAL PRE-FITTED FRAMES


All doors are available with the option of a pre-fitted steel frame* that provides simple installation and a stable platform for door operation.

*Double doors are supplied with frames as a knock-down kit.


Frames have an exterior powder coating available in white, brown or black. Please specify the colour required when ordering.



White



Black



Brown


WINDOWS

Windows are available in mock black, stippled and clear with the option of border, diamond or square leading.

Windows are available on doors marked 



Stippled



Clear



Plain Black Mock Windows



Border Leading



Diamond Leading



Square Leading

RETRACTABLE PLUS

Specially designed link arms and non-protruding springs provide extra drive through width at typical wing mirror height for narrow openings of 1931mm, 1981mm, 2136mm high and up to 2744mm wide.

SECURITY

An elegant handle, secured with a key operates the effective multi-point lock latches that hold the door securely closed.

4-point locking is available as an option for doors up to 10' x 7'.



Black
(Standard)

Up and over handle



Brass
(Optional)

Up and over handle



THE PLATINUM SIDE HINGED RANGE



YORK (WIDE GRAIN)



LOXWOOD (WIDE GRAIN)



RIPON (WIDE GRAIN)



SHERWOOD (WIDE GRAIN)



COUNTY (CLOSE GRAIN)



FRENSHAM (WIDE GRAIN)

See page 6,7 and 9 for colours and window options for all door styles.

CLASSIC STYLES, STRENGTH & SECURITY

The side hinged garage door is an evergreen classic and is amongst our most popular ranges. The traditional side hinged door is brought right up to date with modern materials and hardware. No tired, sagging door leaves and hinges here! Just reliable day-in-day-out operation.

Every door is built onto a steel chassis that provides a neat edge to the door panels and gives the door strength and rigidity. The chassis is available in white, brown or black with pre-fitted frames available to match. Side hinged doors have a black lever handle that operates a locking latch to the active leaf, whilst the inactive leaf is secured by a shoot latch bolt.

The rear face of Platinum side hinged doors is white as standard with the optional extra of a smoother white flowcoat finish.



Lymington with optional windows (black only)


 **LYMINGTON** (WIDE GRAIN)



 **LYMINGTON** (WIDE GRAIN)



MAJESTIC (CLOSE GRAIN)



Side hinged handle



The reverse of the door

Chassis corner details in each of the colour options

White doors will come on a white chassis, ebony woodgrain doors on black chassis and all other woodgrain colours on brown chassis. Red, Green and Blue colours and Coastal colours on a white or black chassis.



GEORGIAN 
Gloss white



REMOTE CONTROL COMFORT 260/270/280 OPERATORS

Retractable doors are ideally suited to the installation of remote control electric operation. AutoOver Comfort openers are a dedicated partner to the Wessex Door range.

Now in its sixth generation, the Comfort 200 series is state-of-the-art. LED lighting, energy-saving systems, gentle controls that minimise door wear, sensitive detection of obstructions, push-open security device and user-friendly operation. The range is unmatched for its versatile performance



SMART TECHNOLOGY

- The operator head can be turned through 90° to the left or right, adapting to suit all garages and the operator unit lighting can also be used to illuminate specific areas as required.
- Maintenance-free and super quiet toothed drive-belt system has a reinforced boom with 1.2 mm thick sections gives it strength to spare.



SECURE TECHNOLOGY

- The operator are double secure with an electronically monitored push-open security device that prevents the door from being opened and self-locking gears that provide additional mechanical protection.



EFFICIENT TECHNOLOGY

- Energy saving circuits require <4 Watts in stand-by mode.
- Energy saving LED lighting.
- Economy mode.



BI-LINKED TECHNOLOGY

Our bi-linked transmitters not only open or close your doors at the push of a button, they will also let you know what position your door is at any given moment. This means that, if your door is out of view and you just want to check that it is shut, you can simply check on your bi-linked transmitter. N.B. bi-linked transmitters are an optional extra.



To check your door's status, press the status button and then the command button for the relevant door.



If the LED lights up red, it means that the door is open (as shown here on a Digital 644 interior push button).



If the LED lights up green, the door is closed.



SAFE TECHNOLOGY

- Patented power limitation system protects persons and objects reliably by reacting with high sensitivity, stopping and reversing the door immediately when obstructions lie within its path.
- In the case of power cuts, the door can be simply disengaged from the operator for manual opening from inside the garage. An additional release system can also be fitted on the outside if the garage has no second access.
- All operators verifiably comply with all the legal standards and offer further innovative and patented safety functions in addition. All of the systems are manufactured in accordance with ISO 9001 and ISO 14001.





FEATURE SUMMARY

- Up-and-over doors up to 6m* door width
- Retractable up-and-over doors and canopy doors up to 6m* door width with door heights of up to 2,25m.
- New sleeker designed head
- LED lighting
- 3 Power options (550n/750n/1000n)
- Battery back up option
- Units come with 2 x 2 channel micro uni-directional handsets.
- Standard/Medium and long boom options in belt drive.

* Depends on operator head Comfort 260, 270 or 280



Built-in courtesy light guides you in safely.



Simple disengage for manual opening.



Flexible installation with a power head that can be rotated



New LC Display for intuitive programming

CONTROL OPTIONS

Versatile options allow controls to be tailored to suit your access requirements



A pair of 572 channel uni-directional micro handsets as standard.



564 uni-directional & 663 bi-directional mini handset options.



645 wall mounted digital switch with status indicator & motion sensor.



644 wall mounted digital switch with status indicator.



525 4 channel wireless keypad.



526 - 4 channel wireless key pad with cover.



528 - 2 channel fingerprint scanner.



Photocell safety beam for non contact sensing.



Wired wall switch - press to open.



Power plug - remote control any device up to 13Amp, (not bi-linked).



Previous model handsets available, 86mhz non bi-link works with socket receiver.



Battery backup can be added as an upgrade.



Special 108 - Additional security device.



Emergency release 304 (Barrel Type) - Disengages the motor in event of power failure.



Two-channel receiver to control other devices such as gates.



Bowden Cable 311 - Emergency release for use with retractable doors with handle.



AUTOOVER ROLLER GARAGE DOORS

SMART TECHNOLOGY

The AutoOver Insulated Roller Garage Door is packed with smart technology to make using your garage door an effortless pleasure. Systems ensure operation is simple, safe and secure. Available to suit single or double openings, every door is made to measure. A compact version is also available for when overhead space is limited.

- Remote control operation is a standard feature - operation at the touch of a button.
- Intelligent controls constantly monitor performance.
- Vertical travel allows full use of the space inside an outside the garage - no out swing to allow for.
- Insulated aluminium slats are an effective barrier to heat and sound transmission - saving energy should you wish to heat your garage and important if a bedroom is over the garage.
- Clever coating technology has the widest available range of finishes that are both attractive and durable.

SECURE TECHNOLOGY

Locking straps along the barrel ensure the door is held securely closed. The strong side guides hold the door curtain securely down the full length of the door and, with remote control as standard there is no external lock to pick or force. So good is the security that the door has achieved Secured by Design Police Approved status.

Secured by Design



Police Preferred Specification

ALARM!



Compact doors are not available as Secured by Design

Security as standard with the Rollix RTS. Used with the safety edge system, a piercing alarm activates if an attempt is made to lever the bottom of the door whilst the door is in locked mode. The wall-mounted control unit provides a useful courtesy light and push button control for the door.



SAFE TECHNOLOGY

AutoOver is a CE marked system and is designed with safe operation as the first priority. A combination of current sensing controls, a reliable safety edge in electrical and optical versions and fail safe mechanisms provide peace of mind.

Colour choice is exceptional. The sleek eggshell textured surface of paint finishes or the attractive grained texture of laminate finishes is durable and wipe clean.

A Note Concerning Colours: Door guides are available in colours matching the door curtain except laminate door colours (supplied in brown). Coloured guide rails are supplied as standard, however they may not match the slat colour. The manufacturing process for the slat profile results in a textured finish, whilst all other coloured items (guides, bottom slats, lock slats, optional fascias and vision panels) are supplied in a satin finish and consequently cannot be guaranteed to match exactly.

*Stock colours. For all other colours please contact our sales office

• Compact door colours

autoOver
GARAGE DOORS & AUTOMATION

White painted*

Cream painted*

Black painted*

Home cream painted*

Silver painted

Moss Green painted

Racing Green painted*

Chartwell Green painted*

Burgundy painted*

Ruby Red painted*

Blue painted*

Anthracite Painted*

Mocca Brown* painted

Graphite Painted*

Pale Grey painted

Duck Egg Blue painted*

Golden Oak Laminate*

Irish Oak Painted

Rosewood Laminate*

Golden Oak painted*

Mahogany Laminate*

Rosewood painted*

Black Laminate*

Walnut Painted

Secured by Design



Police Preferred Specification

somfy
Controlled by Somfy



Stunning good looks

The door finish - Golden Oak shown here - is perfect for traditional or contemporary homes - just choose the finish to suit! Classic wood grain shades give a traditional look, whilst the spectrum of solid colours is equally at home in a modern or period setting.




Safety Edge

Safe operation is paramount and every door has a wireless safety edge that stops and reverses the travel of the door on contact with an obstruction.



Insulated and Durable

The slats that make up the door curtain are made from aluminium for long term corrosion resistance and have a foam core that provides an excellent reduction in the passage of both heat and sound.



Strong guides

Extruded aluminium side guides are strong and hold the door securely helping all doors to achieve their secured by design status.



Secure Locking Straps

Security is excellent with locking straps that prevent forced lifting of the door.



Matching Guides and Box

For our Golden Oak and Rosewood doors we offer matching guide rails with both 1/2 and Full Box options, ensuring the best looking fit and finish on your garage door.

From solid colours through to the laminate wood finish, we can make sure that your surround looks as good as the door itself.



Steel Barrel & Smart Linkage

The cleverly engineered connection from the steel barrel to the door curtain with ellipsoid rings provides smoother opening and closing and reduces the noise of the curtain as it operates.



Packaged to Perfection

The Unique packaging of AutoOver products provides complete protection all the way through from manufacturing to installation.

Please Note:

- As Wessex GRP Products' policy is one of continuous improvement, we reserve the right to change the specification or withdraw any products without prior notice.
- All details are correct at time of going to press. E & OE.

Subject to conditions set out below;

- (a) Wessex garage doors are guaranteed against any form of manufacturing defect for a period of 2 years from the date of original purchase.
- (b) Wessex electric operators are guaranteed against any form of manufacturing defect for a period of 2 years for mechanical elements, motors and transformers and for a period of 2 years for other electronic and radio equipment.
- (c) The Exterior finish is guaranteed to provide an effective weatherproof membrane which will resist perforation of the substrate from the weather side due to corrosion for the periods indicated below.
2 years - GRP
- (d) Colour change or fade to the exterior surface will be limited and uniform for a period of 2 years.

CONDITIONS

1. During the comprehensive 2 year guarantee period Wessex GRP Products Limited undertake to repair or replace (at its discretion), and without charge, products or components which have suffered any form of manufacturing defect. Claims must be notified within 3 days from the date of delivery or within a reasonable time after discovery of any defect.
2. Products covered by these guarantees must have been purchased through an authorised Wessex garage door distributor or as original equipment attached to a newly built dwelling.
3. The warranties shall apply for normal use only. Normal use constitutes no more than 5 operations (open/close cycles) per day.
4. The warranties offered attach to the Wessex product only and no consequential damages will apply no matter how caused.
5. No liability will be accepted as a result of normal wear and tear, incorrect storage, incorrect handling, faulty installation, incorrect use, non adherence to routine maintenance schedule or wilful damage..
6. Claims under this guarantee must be made through the original supplier and accompanied by relevant documentation indicating the date of purchase (e.g. receipt).
7. Wessex GRP Products Limited maximum liability shall be the original purchase price inclusive of Value Added Tax at the rate prevailing when supplied.
8. Any product which is the subject of a claim:
 - i) must have been correctly installed in accordance with the installation instructions supplied and thereafter properly maintained by a suitably experienced engineer on a regular basis as set out in the Maintenance and Operating Instructions provided with every door. (Additional copies of these instructions are available by calling 01623 821505. We recommend that regular maintenance is provided by a suitably experienced engineer. See your Yellow Pages for your local Wessex Garage Door or AGDS specialist.
 - ii) must have the manufacturers reference number still intact (found on the barcode label on the door)
 - iii) must not have been modified in any way.
9. Claims will not be accepted where the cause is due to:
 - i) impact or mechanical damage suffered during or following installation, e.g scratches, indentations, tears, scuffs or other surface abrasion.
 - ii) damage or discolouration caused by contact with any form of caustic, abrasive or corrosive substance, fumes, bird droppings, fire, smoke, floodwater, salts, acids, or from exposure to abnormal atmospheric pollution.
10. This guarantee excludes normal wear and tear on items such as cones, cables, spindles, lock cylinders, hinges or springs.

11. Only Wessex original spare parts must be used when required. The use of non-Wessex parts shall invalidate this guarantee. Warranty period for replacement parts is 6 months or the balance of the original warranty period if greater.
12. The Exterior Finish Guarantee applies only to the weatherside surface and where more than 5% of the surface area of the door is affected. Surfaces must be freely exposed to washing by rainfall and kept clear of accumulated dirt and debris and given equal exposure to local environmental conditions and consistent natural lighting conditions across the face of the door. Special attention is drawn to Clause (9) (i).
13. The guarantee period for electric operators excludes batteries, fuses and light bulbs.
14. Parts replaced free of charge become the property of Wessex GRP Products Limited.
15. Attempted repairs by non-qualified individuals shall invalidate this guarantee.
16. The specific terms of this guarantee shall only apply to products purchased on or after August 2010 within the UK and Eire.
17. Wessex garage doors and associated products are sold subject to the Wessex GRP Products Limited Standard Terms and Conditions of Sale, copies of which are available upon request. Wessex GRP Products Limited shall not be liable as a result of any representation, implied warranty or other term or condition or for any consequential loss or damage, costs, expenses or other claims whatsoever except as expressly set out in these Terms and Conditions of Sale.

General Advice

Door Cleaning

Periodically clean the door panel using warm water and a soft cloth or sponge. Allow to dry naturally. Never use detergent, abrasive, caustic or solvent based cleaners as they may damage the door surface. Bird droppings should be removed immediately as these can be particularly caustic.

Customer Maintenance

Moving parts should be lubricated regularly to ensure smooth operation. Every six months visually inspect all wear items (including cables) for signs of wear. If wear is detected we recommend you contact your local Wessex approved service engineer to arrange for a replacement. Garage door springs are under extreme tension and should only be repaired or replaced by a suitably qualified engineer.

Other performance issues affecting Wessex. garage doors are:

Wessex G.R.P. doors are individually handcrafted products manufactured to specific customer order. Due to the nature of the product and the hand finishing processes used they may occasionally display small blemishes which do not detract from the overall appearance of the product. These are regarded as being within manufacturers tolerance when such blemishes are not visible to the naked eye when viewed from a distance of three metres. Similarly, Woodgrain effect products will, like the natural material, display colour variations across their surface and colour will vary from door to door. Ordering doors to match helps reduce the variation but will not eradicate it entirely.

Translucency of the door panel may vary when viewed from the inside on a bright day due to variations in laminate thickness. This does not represent a manufacturing defect and overall performance is not affected.

Size and Deflection - the natural curing process does not affect the ultimate product size and a tolerance of $\pm 6\text{mm}$ on both height and width is deemed acceptable. One piece up and over doors in the 'open' position will display a level of vertical deflection or 'sag' across the width of the panel and up to 6mm per linear metre is within design tolerance.

These terms and conditions do not affect your statutory rights.

